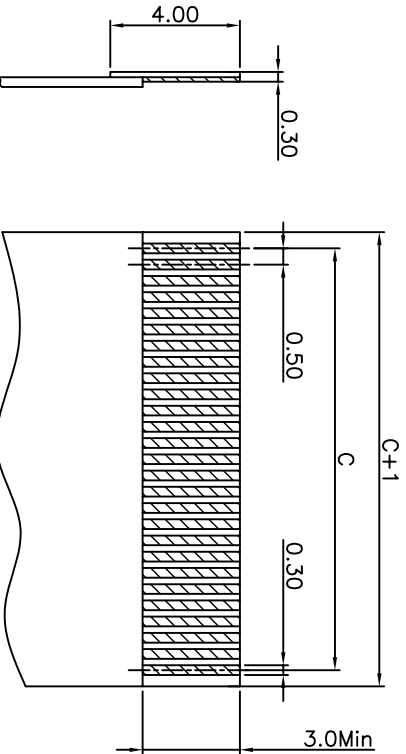
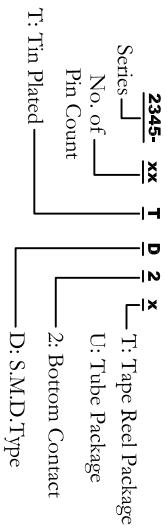
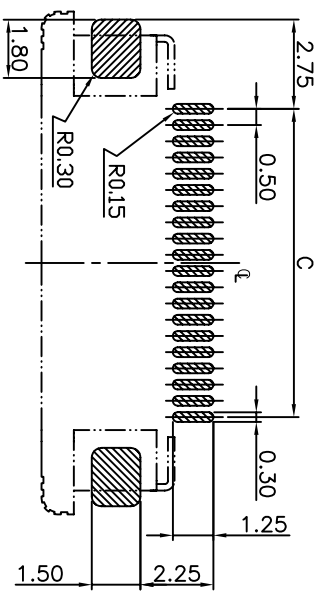
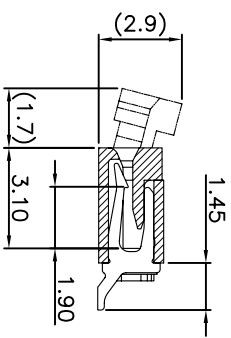
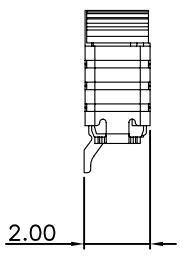
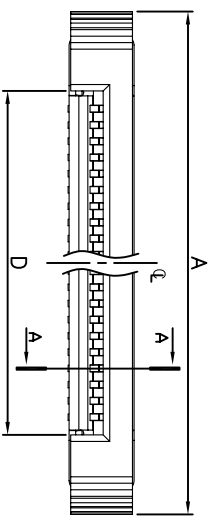
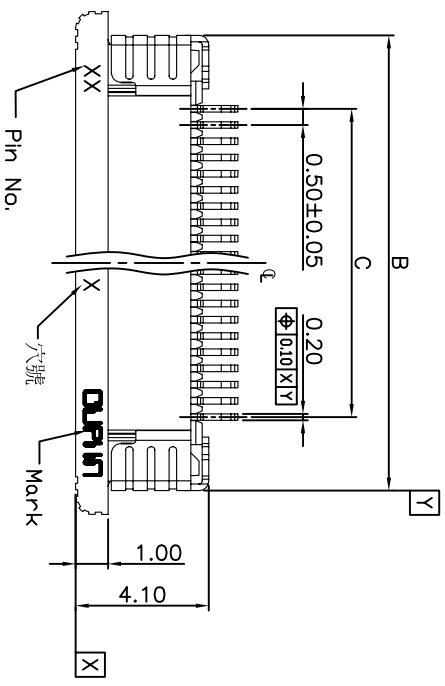
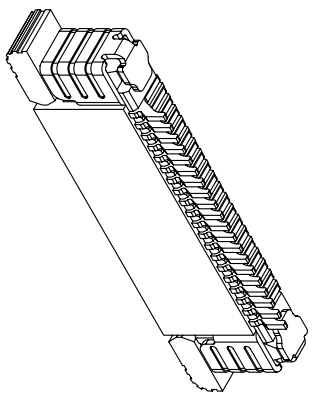


REV.	SPECIFICATION	ECN NO.	APPD.
A4	Change the Plating	—	—



FFC/FPC Insert Direction
P.C. Board Layout
(Tolerance:±0.05)

FFC/FPC Dimension

Position	4 Thru 50
Dimension	
A±0.10	<0.50 X No. of Positions>+5.5
B±0.10	<0.50 X No. of Positions>+4.0
C±0.05	<0.50 X No. of Positions>-0.5
D±0.10	<0.50 X No. of Positions>+0.6

Tolerances	Drawn No.	2345-D0000-002
x = ±0.5	Projection	⊕
.x = ±0.25	Unit	mm
.xx = ±0.15	Scale	1:1
	Drawn By	guyiyu 07/0607

Title: 2345 Series FFC/FPC Connector 0.5mm(0.02") ZIF Type

OUPIN ELECTRONIC(KUNSHAN) CO., LTD.	
P/N:	2345-xxTD2x
SHEET	1/1
Ver. No.	A4